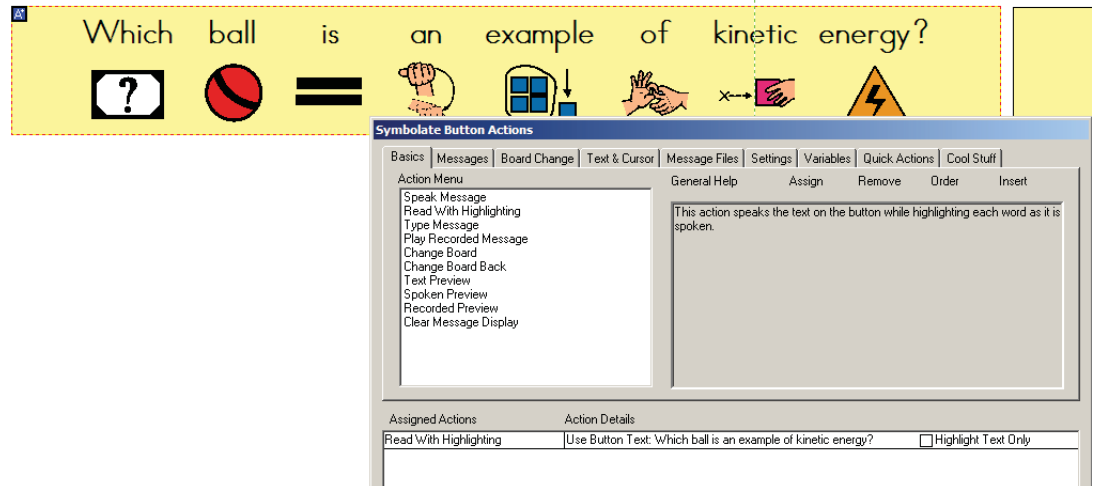


## Multiple Choice with Movable Buttons Activity

1. Use the **Symbolate Tool** to create a question.

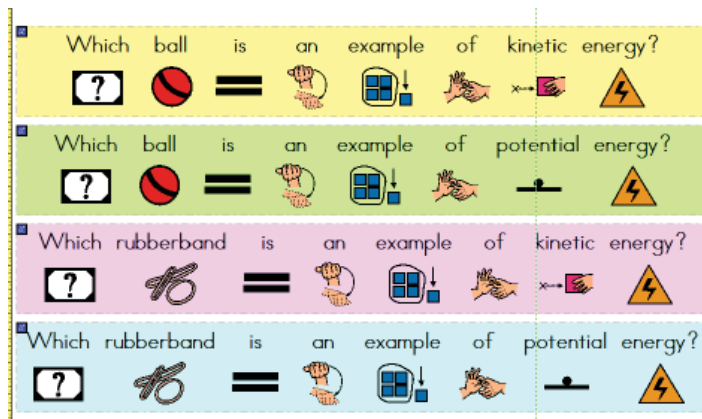
2. Double click on the question with the pointer.



3. Click **Read with High-lighting**

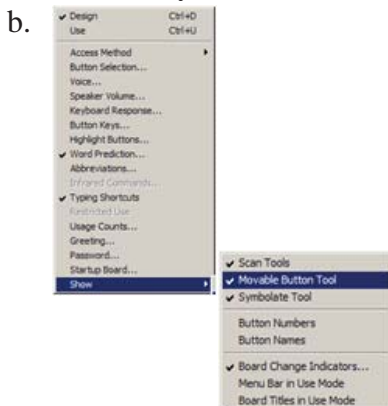
4. Use the **Symbolate Tool** to duplicate the question. (All content and features will copy with the question.)

5. Change the text on the front of the button to change questions. Speech with each button will change when you change text on front of button.



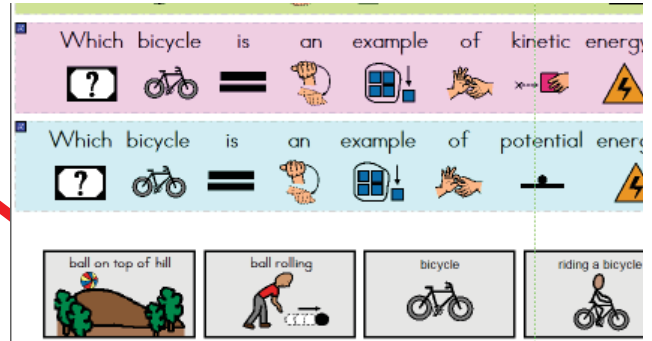
6. Turn on the Movable Button Tool

a. Click on Dynamic Boards and drag down to Show – Movable Button Tool

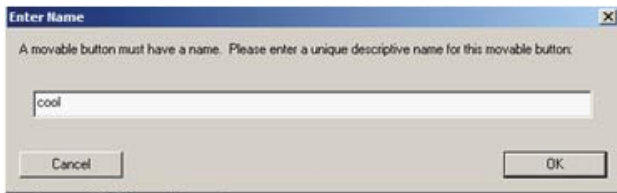


7. Draw buttons under the questions and paste in pictures for the answers.

8. Click on each cell to the right with **Movable Button Tool**

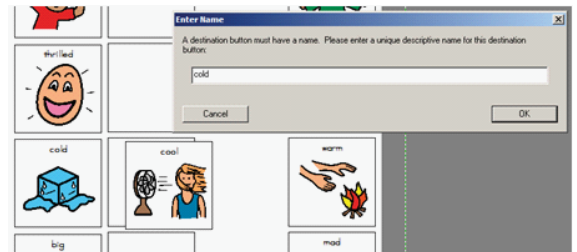


9. Name each button on the right



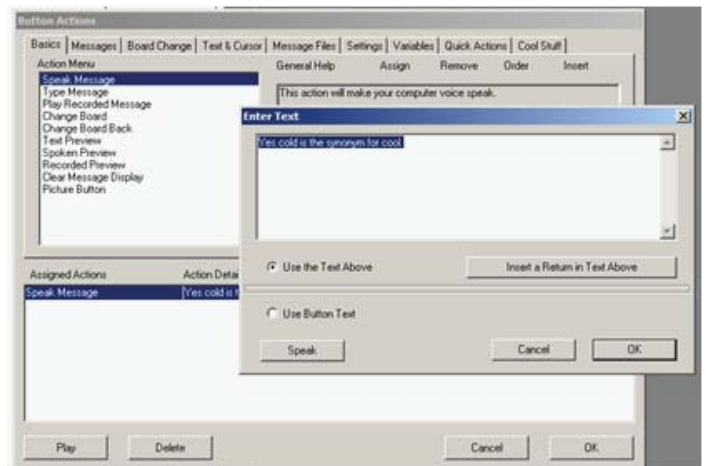
10. Using the Movable Button Tool - Drag the button from the bottom to the correct space next to each question.

11. Name the Destination Button.



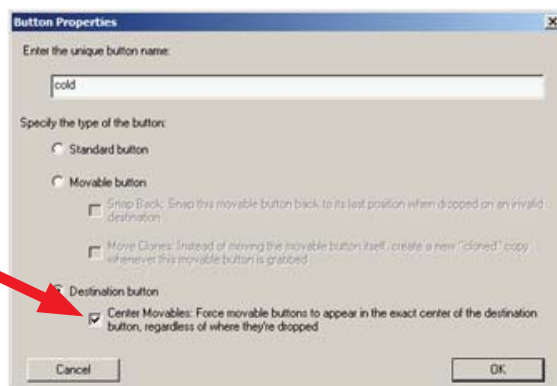
12. Add speech to the Destination Button or answer buttons.

- a. Click Speak Message
- b. Type the message
- c. Click Ok
- d. Click Ok again.



13. Right click on each answer button to the left and drag down to Destination Button Properties.

14. Click **Center Movable** Buttons.



15. Right click on each Button to the far right and drag down to Movable Button Properties

16. Click **Snap Back**

17. Click **Move Clones**

17. Click Ok

18. Click **Dynamic Boards** Menu and drag down to **Use**.

