



# Matching Activity

1. Create 3 columns of cells (seen to the right)

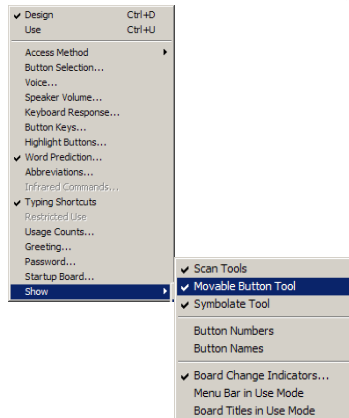
2. Paste Pictures of synonyms or other items to match in cells to far left and far right. (seen below)



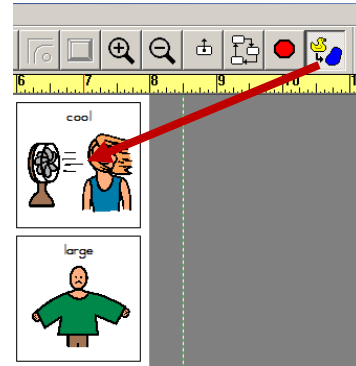
3. Turn on the Movable Button Tool

a. Click on Dynamic Boards and drag down to Show – Movable Button Tool

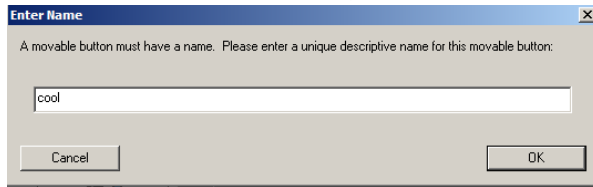
b.



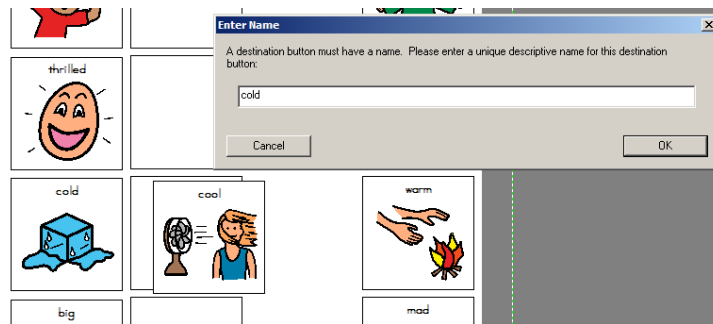
4. Click on each cell to the right with Movable Button Tool



5. Name each button on the right

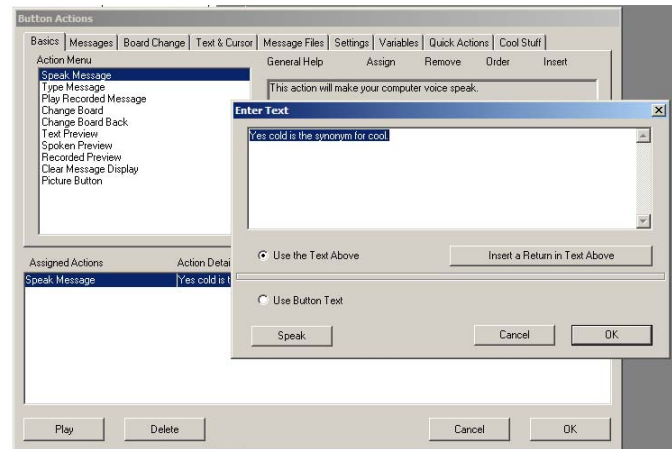


6. Using the Movable Button Tool - Drag the button on the right to the empty cell next to the correct matching item on the left.



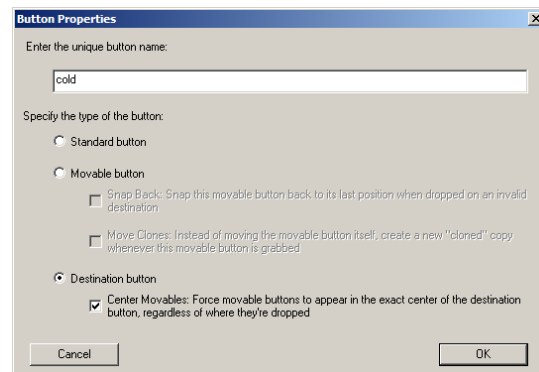
7. Double click on each answer button to the left and add the correct speech.

- a. Click Speak Message
- b. Type the message
- c. Click Ok
- d. Click Ok again.



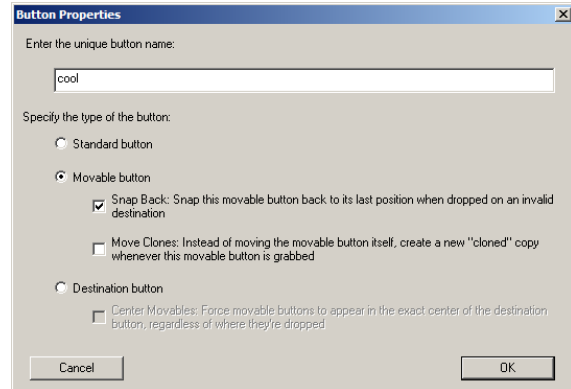
8. Right click on each answer button to the left and drag down to Destination Button Properties.

9. Click Center Movable Buttons.



**10. Right click on each Button to the far right and drag down to Movable Button Properties**

**11. Click Snap Back**



**12. Click Dynamic Boards and drag down to Use.**